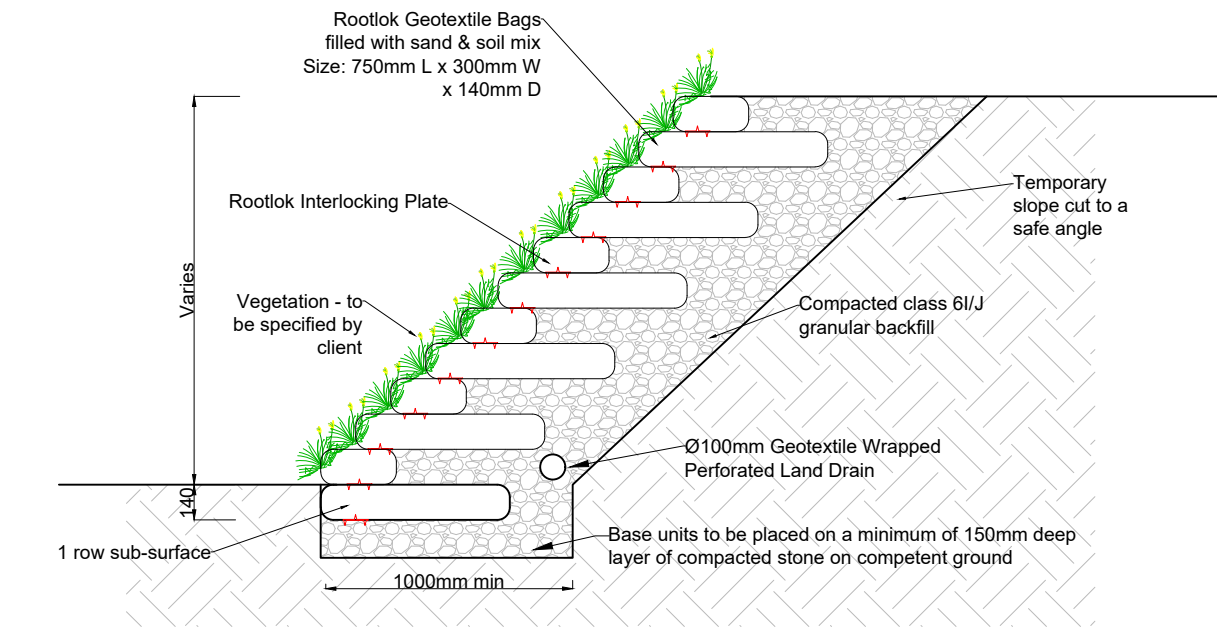
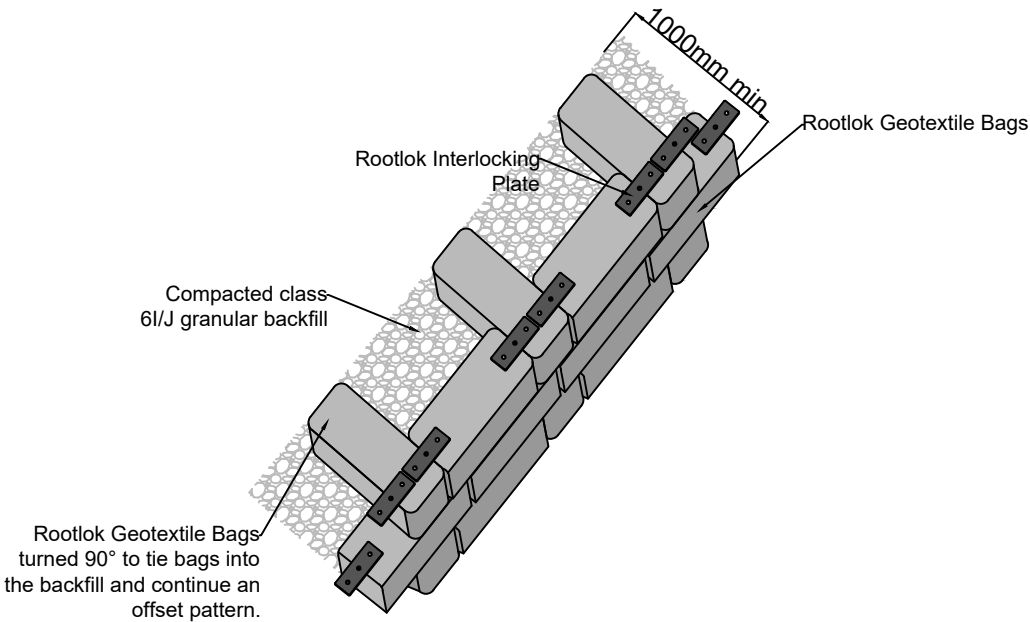


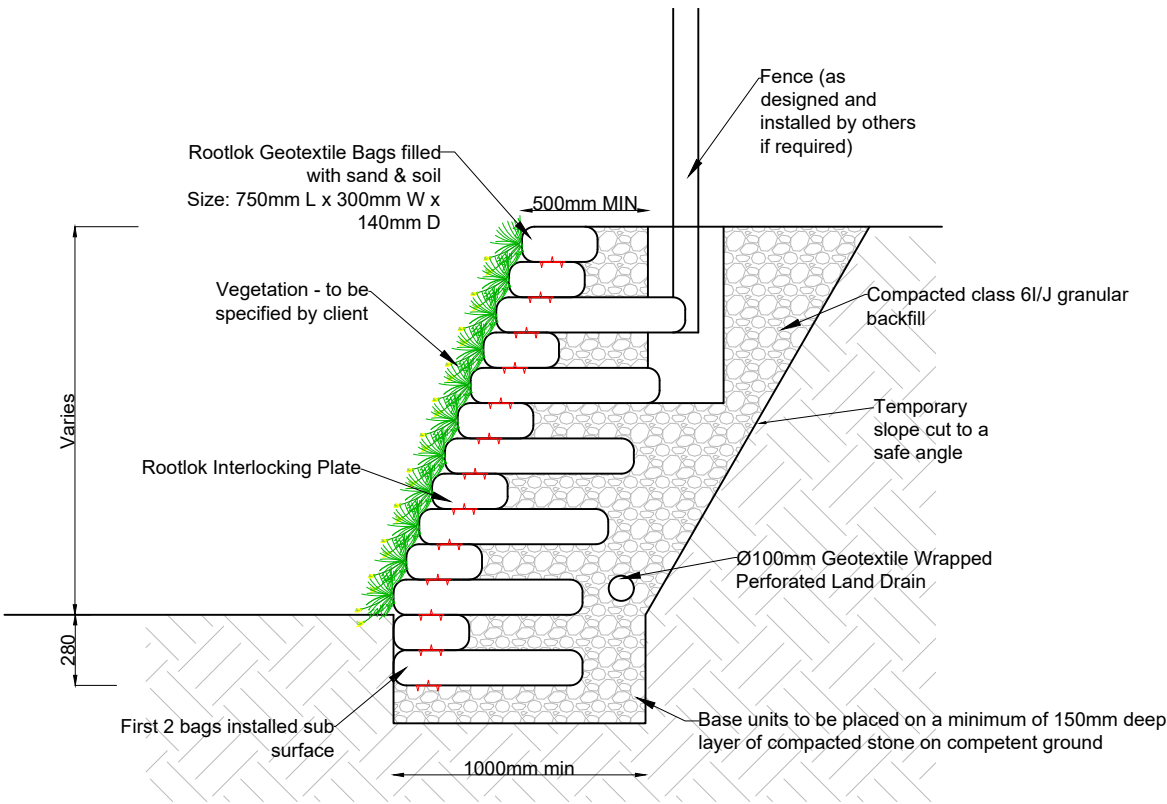
**Tie-Back Wall 85° Batter (Max)**



**Tie-Back Wall 45° Batter (Min)**



**Tie-Back Build**



**Tie-Back Wall 70° Batter**

**Notes.**

**INDICATIVE DRAWING ONLY  
NOT FOR CONSTRUCTION**

The typical detail drawings provided are for information only and to assist you with estimating and project planning, they should not be used for construction purposes. Retaining walls require a project specific design prepared by a fully qualified engineer that can assess site conditions.



GeoGrow Ltd  
12a Progress Drive,  
Bridgtown,  
Cannock,  
WS11 0JE

I	-	-	-	-	Drawing No.	Scale
H	-	-	-	-	TBW1.54	NTS
G	-	-	-	-	Client/Project	Drawn
F	-	-	-	-	-	SW
E	-	-	-	-		Date
D	-	-	-	-		12/1/22
C	-	-	-	-	Drawing Title	Revision
B	-	-	-	-	Rootlok Tie-Back Wall	-
A	-	-	-	-		
No.	Ammendment	By	Auth	Date	Checked By	-